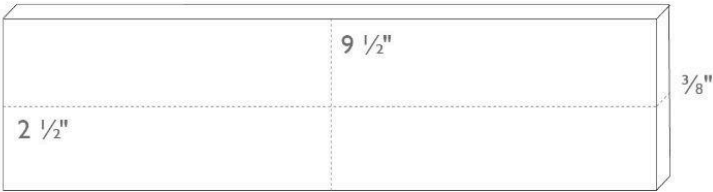


clé MODERN FARMHOUSE BRICK - GLAZED

USAGE	Y / N
interior floor	Y
interior wall	Y
exterior floor	N
exterior wall	Y
light residential traffic	Y
heavy residential traffic	N
light commercial traffic	N
heavy commercial traffic	N
industrial traffic	N
shower	Y*
steam shower	Y*
fountain	Y*
pool	Y*
freeze/thaw	Y
UV resistant	Y
radiant heating compatible	Y
heat resistant	Y
fireplace surround	Y
stove backsplash	Y*
sink backsplash	Y*
grout joint size	3⁄8"



**Standard thickness for clé modern farmhouse brick is 3⁄8".**  
Please note all dimensions are nominal. Additionally, dimensions can vary +/- 1⁄8"  
\* There are specific installation requirements for this usage. Please review the “Installation Areas” section below, and discuss with your installer.

# clé MODERN FARMHOUSE BRICK

---

**What's in our tile:** If you are looking for all the function of the trusty subway tile but want a little more surface variegation and a hint of Zellige glamor, then Modern Farmhouse Brick should serve you well. This affordable thin-glazed brick comes in eight glossy colors and two matte finishes and combines rustic simplicity with everyday utility making it an easy go-to tile for all your classic wall tile projects.

Due to the handmade craftsmanship of our tiles and the variety of materials used, there will be degrees of variation in color, shade, size and texture across production lots or batches. This means that your sample may not be a perfect match with your actual order, and that your add-on order may not be a perfect match to either. **This is the beauty of artisanal tile!**

---

## INSPECTING YOUR SHIPMENT

- **WHAT TO EXPECT** - clé's Modern Farmhouse Brick shades and colors vary from brick to brick, some more than others. Glazed bricks are created by hand, one at a time, from unrefined clay and natural pigments, resulting in intentional variations of color, shade, texture, and size. **ALSO** - Dust and shipping residue are to be expected and should be cleaned prior to installing.
  - **BLEND BLEND BLEND** - due to the natural materials and production process of Modern Farmhouse Brick tiles, there will be degrees of variation in color, shade, and size in your order; therefore it is important to blend the tiles from all boxes once they arrive and place them in their installation area to ensure you have the layout you want before installing.
  - **ORDER EXTRA!** - industry standard suggests adding at least 15% overage due to tile cuts, potential shipping breakage, or future repairs.
  - **SHIPMENTS ARE SUBJECT TO WEATHER** – tiles may be exposed to moisture and/or condensation during production or shipping which may affect the color of the tiles once received. Setting the tiles out to dry prior to installation will return the color to normal. Do not install tiles until fully dried.
- 

## INSTALLATION FYIs

- **GENERAL GUIDELINES, NOT INSTRUCTIONS** - clé offers general information about our tiles and their unique qualities and usages. Proper installation will only be attained if you have selected a seasoned installer with years of experience with artisan tiles. Any installer without artisan tile experience will not know how to install clé tiles and will likely result in failed installations.

- **INSTALLATION DEEMS ACCEPTANCE OF YOUR ORDER** - if you are not 100% sure of your tiles- DO NOT INSTALL THEM. As is standard in the tile industry and with all construction materials, installation deems acceptance of materials. Do not install if there are visible issues. If you have any doubts or are unsure of what qualifies as a visible issue for the tile you are installing, please reach out to us PRIOR to installation. Our tiles are subject to variations in color, texture, size, and finish. Misuse by contractor or end-user including but not limited to negligence, physical and/or chemical abuse, as well as order shortages ARE NOT a clé responsibility and therefore, not covered by clé's warranty.
- **TILE IS A MATERIAL. INSTALLATION ERRORS ARE NOT THE FAULT OF THE MATERIAL** – clé tile is a material. Tile is merely the surface of your construction. Installation problems will arise from inexperienced artisan tile installers, substrate, or construction engineering and/or installation issues. Please refer to your project architect, structural engineer and/or installer for best results.
- **PLEASE CONFIRM YOUR INSTALLER'S LEVEL OF ARTISAN TILE EXPERIENCE** - your installation will only be as good as your installer. Please visit our blog for tips on [how to choose an installer](https://www.cletile.com/blogs/cle-notes/how-to-choose-contractor-installer) (<https://www.cletile.com/blogs/cle-notes/how-to-choose-contractor-installer>).
- **REQUIRE YOUR INSTALLER PERFORM A “DRY RUN” BEFORE BEGINNING YOUR INSTALLATION** – before installing, make sure to lay out and blend ALL BOXES of your tiles so that your variations in color, and tiles that bear chips and pits are artfully placed as you would like. clé selects our tiles for their hand-hewn variations and their inherent surface and color variations, which include pits, cracks, and chipping. The best placement of these nuances throughout your installation must be guided by you and/or your design professional to realize the best possible blend of your shipment of our limited-availability tiles. Your installation is only as good as your DRY RUN.
- **DO NOT USE TAPE, BLUE TAPE, OR OTHER TAPE** - do not use blue tape or other construction tape during product installation. We cannot guarantee that the tape will not erode or damage our products.

## INSTALLATION AREAS

- Modern Farmhouse Brick tiles can be used on interior floors with light residential traffic.
- Modern Farmhouse Brick tiles should not be installed on floors intended to be walked upon when wet.
- Modern Farmhouse Brick tiles can be used on interior and exterior walls.
- Modern Farmhouse Brick tiles can be installed on shower and steam shower walls with the application of a penetrating, water-repellent sealer.
- Modern Farmhouse Brick tiles can be installed on pool and fountain water lines, but are not suited for fully submerged installations.
- Modern Farmhouse Brick tiles are freeze/thaw resistant.
- Modern Farmhouse Brick tiles are radiant heating compatible.
- Modern Farmhouse Brick tiles are heat resistant and can be used on fireplace surrounds.
- Modern Farmhouse Brick tiles can be used as a stove backsplash, please consult with your installer to see if a range splash is required for your installation.
- Modern Farmhouse Brick tiles can be installed on backsplashes and in bathrooms with the application of a penetrating sealer.

---

## GROUT

- clé recommends a  $\frac{3}{8}$ " grout joint with this collection.
- clé recommends using mortar and grout that comply with the ANSI A118 or ISO 13007 classifications suitable for your project. Please consult with your installation professional to make these determinations.
- Grout color selection is always up to our client and/or their design professional. However, clé is often asked for our opinion on best grout selections for our tiles. And due to the large array of grout colors that are now available, clé would like to offer this general guideline on a grout color selection for any of your clé tiles.
  - First, have your professional tile contractor complete your tile installation, except for the grout portion.
  - Next, when ready to grout, ask your contractor to bring ALL grout color charts from his preferred grout manufacturers, for your review.
  - Lastly, choose a time of day when you are most pleased with the lighting in your space (either natural lighting, installed lighting or a blend of both). During that lighting and time of day, select the grout color that best matches your tile selection.
  - If you are working with patterned tiles, highly color-variegated tiles or a combination of tiles, we recommend that you follow the above recommendations—but match your grout to the color in your pattern that you would like to accentuate.
- If the glazed brick you have selected has visible crazing we recommend applying a grout release or sealant prior to grouting. Additionally, if the glazed bricks are being grouted with a contrasting grout color vs. a matching one, then you must also apply a penetrating sealant or grout release prior to grouting in order to minimize the possibility of the contrasting grout curing in the inherent hairline cracks.

---

## SEALING, MAINTENANCE AND CARE

- Please follow Laticrete's [Sealing, Maintenance and Care](#) guide for more guidance on cleaning, maintaining, and caring for your tile installation.
- **If you have any questions regarding Laticrete products or how to use them, please contact Laticrete directly by phone: 1-800-243-4788 X 1235.**

# ADDITIONAL SPECIFICATIONS

## COLOR, TEXTURE AND SIZE VARIATION

Due to the handmade craftsmanship of many of our tiles and the variety of materials used, there are degrees of variation in our tiles color, shade, size and texture. These differences are more pronounced in certain types of tiles than others, especially in tiles from separate production lots, or “batches”. This makes it unlikely that your sample will be a perfect match with your actual order or that your add-on order will be a perfect match to either!

The following is a guide for the different degrees of variation that we have assigned our tiles:

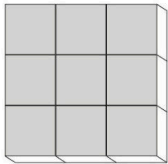
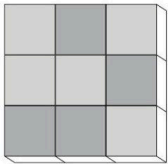
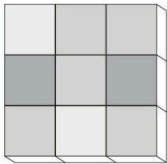



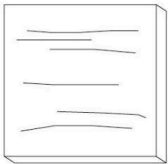
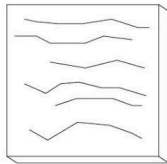
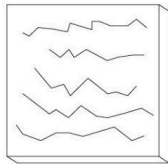
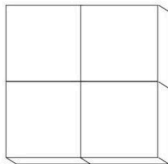
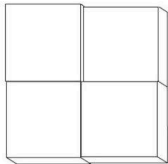
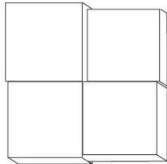
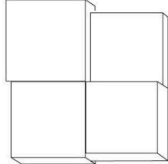
Modern Farmhouse Bricks have varied ratings for color variation.

‘level 2 slight’: White Gloss, White Matte, Grey Gloss, Black Gloss, New Navy Gloss

‘level 3 medium’: Brindled Blue Gloss, Deep Green Gloss, Sterling Gloss, Gilt Gloss

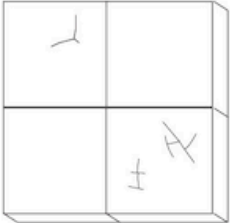
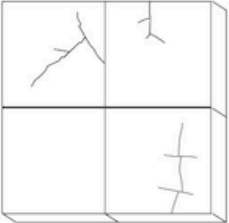
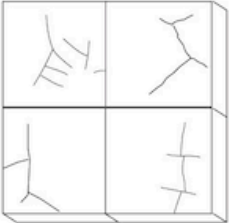
All others are rated ‘level 1 low’

All Modern Farmhouse Bricks are rated ‘level 2 slight’ for texture variation, and ‘level 1 slight’ for size variation.

CATEGORY	LEVEL 1	LEVEL 2	LEVEL 3	LEVEL 4	LEVEL 5
COLOR VARIATION	 low	 slight	 medium	 heavy	 extreme
TEXTURE VARIATION	 smooth	 slight	 medium	 heavy	n/a
SIZE VARIATION	 slight	 medium	 heavy	 extreme	n/a

**IMPERFECTIONS**

Modern Farmhouse Bricks are rated 'level 1 will occur' for cracks/crazing.

CATEGORY	LEVEL 1	LEVEL 2	LEVEL 3
CRACKS / CRAZING	<div><p>will occur</p></div>	<div><p>prevalent</p></div>	<div><p>heavy</p></div>

## FLOOR RATING

Modern Farmhouse Brick is rated I (can be used for light residential foot traffic).

### **I** light residential

for residential areas with light foot traffic. examples can include bathroom, bedroom, formal dining and living rooms. please note the following:

- not suitable for shoes with hard sole profiles (cleats, stilettos, etc.)
- the floor must be kept clean from abrasive debris (gravel, mud, salt, etc.)
- immediately clean all stains (food, personal and household care products, oils, paints, chemicals etc.)

### **II** heavy residential

for residential areas with continuous foot traffic. examples can include entry, hallway, kitchen, foyer, laundry and mud rooms. please note the following:

- the floor must be kept clean from abrasive debris (sand, gravel, mud, salt, etc.)
- immediately clean all stains (food, personal and household care products, oils, paints, chemicals etc.)

### **III** light commercial

for commercial areas with light foot traffic. examples can include commercial offices, doctor's offices and boutiques. please note the following:

- the floor must be kept clean from abrasive debris (sand, gravel, mud, salt, etc.)
- immediately clean all stains (food, personal and household care products, oils, paints, chemicals etc.)

### **IV** heavy commercial

for commercial areas with continuous foot traffic. examples can include hotel lobby, retail, corridors in an office building, shopping mall and restaurant. please note the following:

- the floor must be kept clean from abrasive debris (sand, gravel, mud, salt, etc.)
- immediately clean all stains (food, personal and household care products, oils, paints, chemicals etc.)

### **V** industrial

standard industrial floor use with no extreme, heavy breakage or spillage. examples can include restaurant kitchen, bar work area, winery production, exterior hotel entry, airport, car showroom, driveway. please note the following:

- the floor must be kept clean from abrasive debris (sand, gravel, mud, salt, etc.)
- immediately clean all stains (food, personal and household care products, oils, paints, chemicals etc.)



---

## PRODUCT DESCRIPTION

Glazed thin brick.

---

## PRODUCT COMPONENTS

Clay, glaze, pigments.

---

## DIMENSIONS

Rod | 6 cm x 24 cm x .95 cm (2 1/2" x 9 1/2" x 3/8") / .38 kg per tile (.85 lb)

\* Please note all dimensions are nominal. Additionally, dimensions can vary +/- 1/8".

---

## AVERAGE COEFFICIENT OF FRICTION (DCOF ACUTEST)

"Wet Dynamic Coefficient of Friction" (DCOF) - 0.21

"Wet Dynamic Coefficient of Friction" reflects a tile's slip-resistance in wet conditions. For indoor areas intended to be walked on when wet, clé recommends choosing a tile with a DCOF >0.42 (per ANSI A326.3). This score should be used together with other information when deciding if a tile is suitable for a particular installation.

\*Application of an anti-slip sealer/treatment can help increase slip resistance.

---

## FREEZE/THAW RESISTANCE (ASTM C1026)

Modern Farmhouse Brick are freeze/thaw resistant.

---

## WATER ABSORPTION (ASTM C373)

avg. between 6.5% and 6.7%; semi-vitreous

---

## ACID RESISTANCE

Modern Farmhouse Bricks are not resistant to acids and should be cleaned with pH neutral cleaners.

## LEED CREDITS

The product is an inherently non-emitting source of VOCs (stone, ceramic, metals, powder-coated metals, plated or anodized metal, glass, cement, clay brick, and unfinished or untreated solid wood) and has no integral organic-based surface coatings, binders, or sealants.

clé basics Modern Farmhouse Bricks are considered 'inherently non-emitting sources' under the Low-emitting Materials Credit of LEEDv4/v4.1. **\*This is the only credit for Modern Farmhouse Brick that is eligible to be used toward LEED.**

'Inherently non-emitting' means that these tile types have been shown to not contribute emissions to indoor environments and are therefore exempt from demonstrating compliance with CDPH v1.1-2010 or CDPH v1.2-2017.

Use of these tiles as Wall or Flooring materials should be entered in the LEED v4.1 low-emitting materials Calculator and identified as 'inherently non-emitting' in the Products Tab (Column L).

Disclosures for MR Credit Material Ingredient Disclosures under LEEDv4/v4.1, are not available at this time. We are exploring our disclosure options and have not established a timeline for completion.

Disclosures for MR Credit Environmental Product Declarations under LEEDv4/4.1, are not available at this time. We are exploring our disclosure options and have not established a timeline for completion.

Contribution to MR Credit Material Sourcing under LEEDv4/v4.1, does not apply as there is no recycled content, no bio-based materials, no wood, no reused products included in our tile at this time. Extended producer responsibility programs are highly difficult to manage given the nature of end-of-use tile removal methods. *Tile can last hundreds of years but fashions often change, which is the dominant reason for its removal. We work hard to ensure our cement tiles can withstand the tests of time while remaining timeless.*

---

## **RECYCLED CONTENT**

There is no recycled content in our Modern Farmhouse Bricks at this time. See material sourcing disclosure above.

---

## **PERCENTAGE OF PRE-CONSUMER AND/OR POST-CONSUMER MATERIALS**

There is no pre-consumer or post-consumer content in our Modern Farmhouse Bricks at this time. See material sourcing disclosure above.

---

## **FIRE RATING**

Typically, ceramic tile does not need to have fire rating testing performed. It is our understanding from TCNA that the explanation that ceramic is inorganic, inert, and typically free of materials that could burn or produce smoke is generally enough to satisfy a specifier and that testing is not necessary. Also, the temperatures observed in the testing are typically lower than the temperatures at which ceramic tiles are fired.

Ceramic tile falls under the description, "because ceramic tile is non-flammable and does not produce smoke in a fire, it inherently meets the flame spread and smoke requirements of Section 803 of the International Building Code (IBC) for interior wall and ceiling materials."